

Scaled data based on original data using
LM-79-08 Approved Method: Electrical and Photometric Measurements of Solid-
State Lighting Products

Test Report Prepared for
Cooper Lighting Solutions
(formerly Eaton)

Brand: INVUE

Report Number: P401372

Luminaire Tested: **ENT-SA1C-760-U-T3**

Issue Date: 5/20/2020

Test Information

Test Method: LM-79-08
Report Number: P401372
TEST IS SCALED FROM IESNA LM-79-08 TEST DATA (G1-2004-754-13)
Test Lab: INNOVATION CENTER
Issue Date: 5/20/2020
Manufacturer: COOPER LIGHTING SOLUTIONS (FORMERLY EATON)
Product Line: INVUE
Catalog Number: ENT-SA1C-760-U-T3
Description: ENTRI LED LUMINAIRE
(1) 70 CRI, 5700K, 615mA LIGHTSQUARE WITH 16 LEDS AND TYPE III OPTICS
Light Source: -
Ballast/Driver: ELECTRONIC DRIVER

Summary

Lumens per Lamp: N/A
Luminaire Lumens: 4593 lumens
Efficiency: N/A
Efficacy: 137.9 lumens/watt
Luminous Opening: Rectangular (W 0.5' x L: 0.5' x H: 0')
IES Classification: Type III - Short - Semi-Cutoff
BUG Rating: B1 - U0 - G1

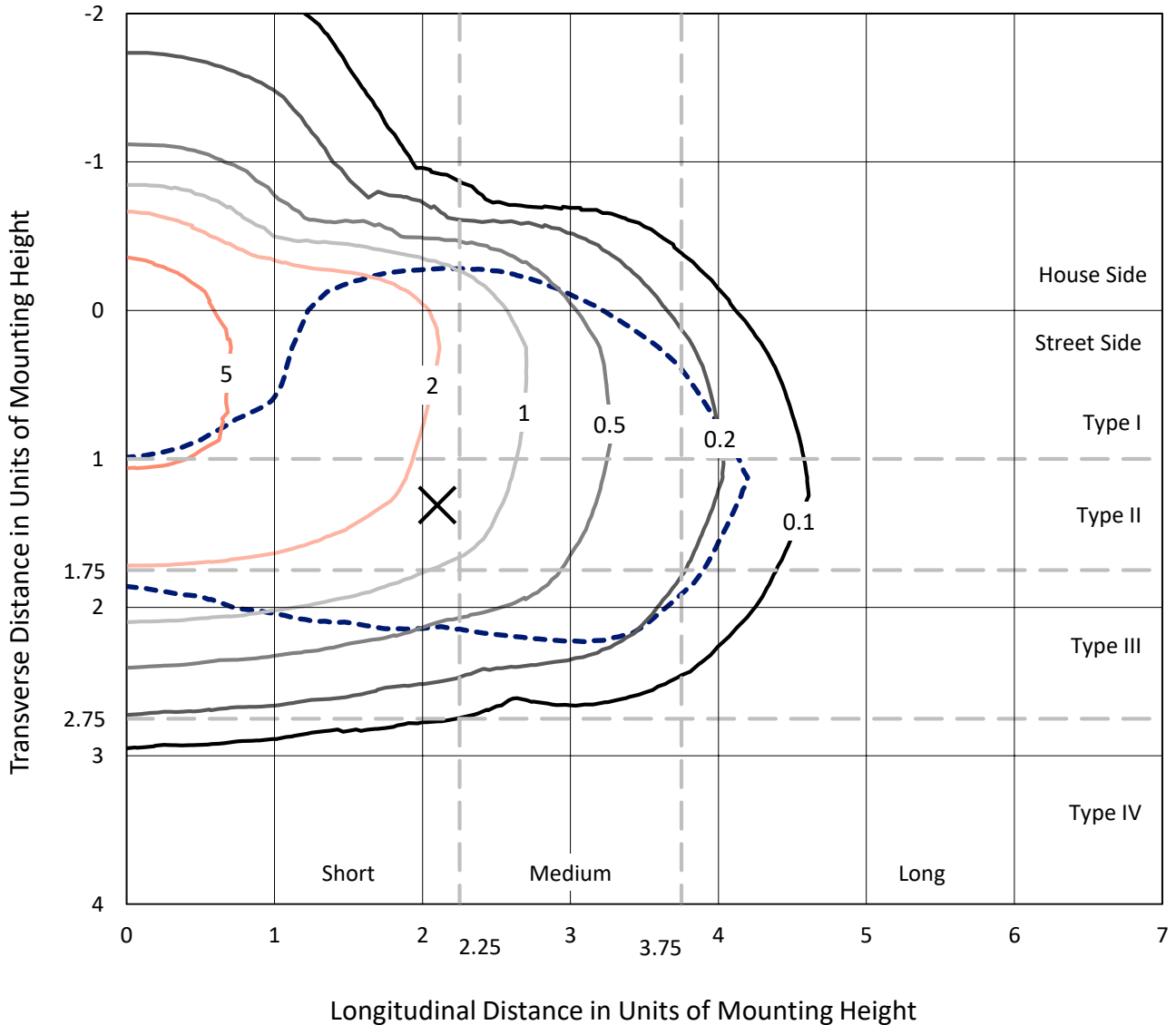
Input Watts (W): 33.3
Input Voltage (V): NR
Input Current (Ain): NR
Voltage Rise (V): NR
Power Factor: NR
Total Harmonic Distortion (THDi): NR
Frequency (hertz): 60
Stabilization Time: NR
Operation Time: NR
Ambient Temperature (°C): NR
Test Distance: 25 FT



REPORT NUMBER: P401372
 CATALOG NUMBER: ENT-SA1C-760-U-T3

Iso-Footcandle Lines of Horizontal Illumination

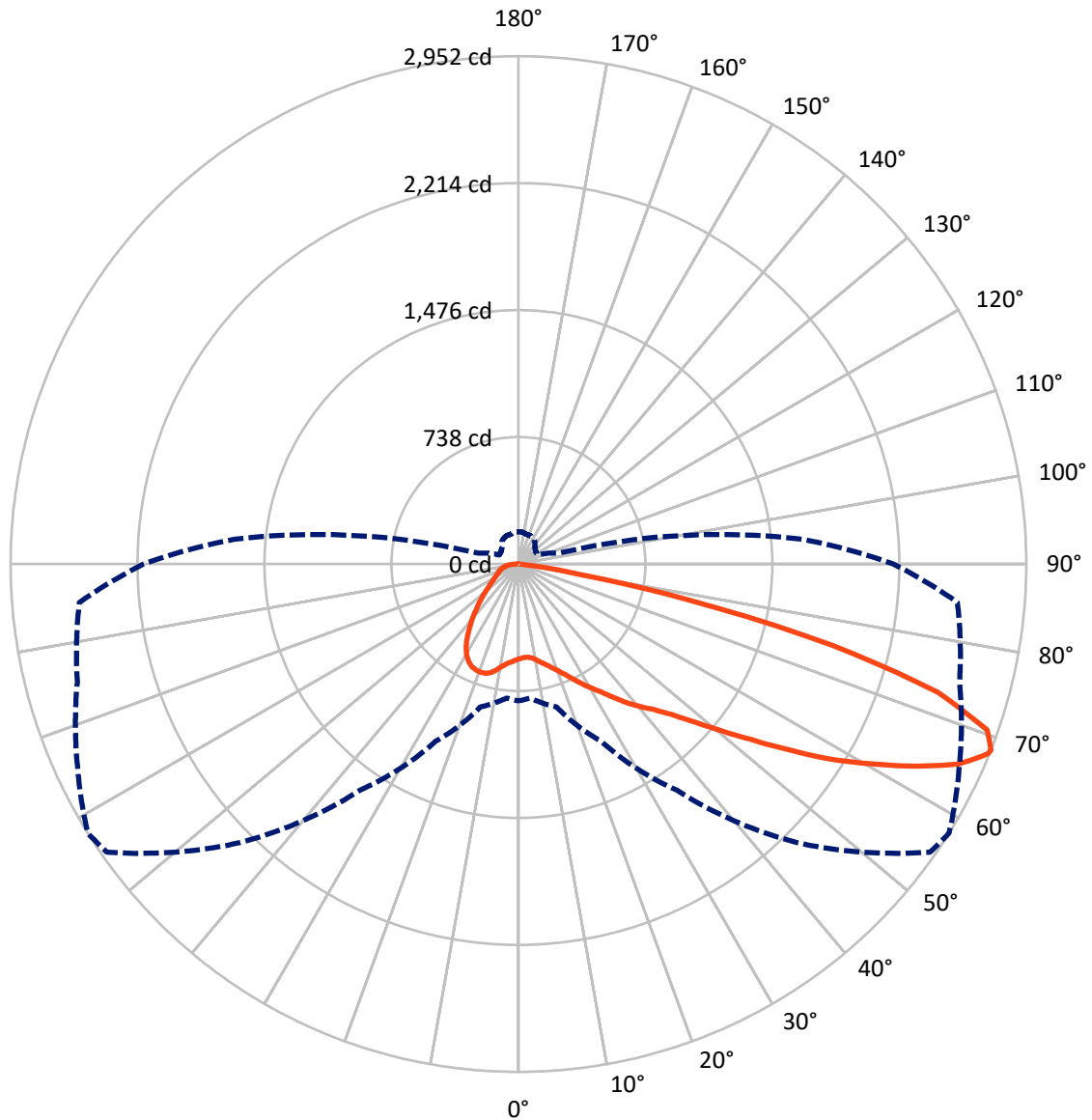
✕ Max cd
 - - - 1/2 Max cd



Based on 10 foot mounting height. Maximum calculated value = 6.1 fc
 Type III - Short - Semi-Cutoff

REPORT NUMBER: P401372
CATALOG NUMBER: ENT-SA1C-760-U-T3

Luminous Intensity Polar Plot



— Vertical Plane Through 58-Deg Lateral - - - Horizontal Cone Through 68-Deg Vertical

REPORT NUMBER: P401372

CATALOG NUMBER: ENT-SA1C-760-U-T3

FLUX DISTRIBUTION:

		Downward	Upward	Total
House Side	Lumens	1075.4	0.0	1075.4
	% Fixture	23.4	0.0	23.4
Street Side	Lumens	3517.6	0.0	3517.6
	% Fixture	76.6	0.0	76.6
Total	Lumens	4593.0	0.0	4593.0
	% Fixture	100.0	0.0	100.0

Coefficient of Utilization

ZONAL LUMENS:

Zone	Lumens	% Fixture
0°-10°	54.3	1.2
10°-20°	177.7	3.9
20°-30°	319.5	7.0
30°-40°	469.4	10.2
40°-50°	688.5	15.0
50°-60°	1029.1	22.4
60°-70°	1203.3	26.2
70°-80°	593.3	12.9
80°-90°	57.9	1.3
90°-100°	0.0	0.0
100°-110°	0.0	0.0
110°-120°	0.0	0.0
120°-130°	0.0	0.0
130°-140°	0.0	0.0
140°-150°	0.0	0.0
150°-160°	0.0	0.0
160°-170°	0.0	0.0
170°-180°	0.0	0.0
0°-90°	4593.0	100.0
0°-180°	4593.0	100.0



REPORT NUMBER: P401372

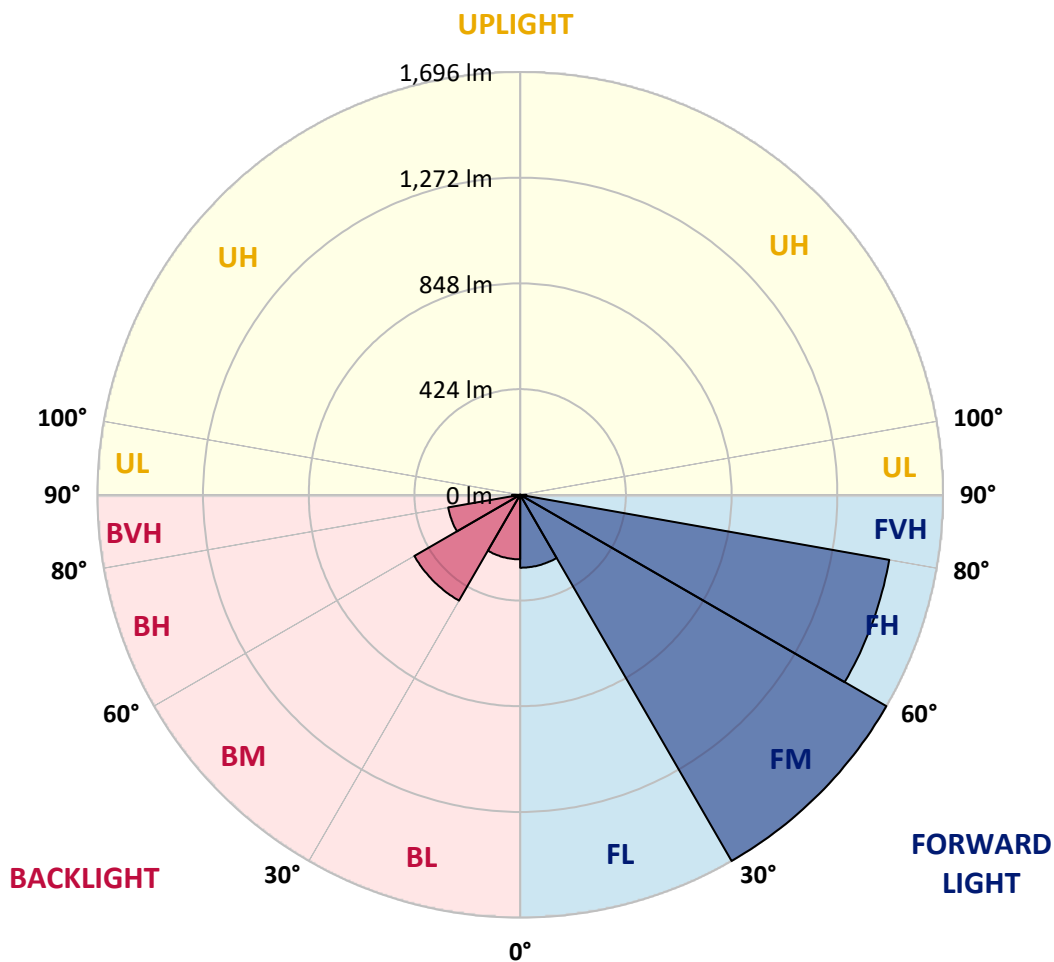
CATALOG NUMBER: ENT-SA1C-760-U-T3

LUMINAIRE CLASSIFICATION SYSTEM LUMEN TABLE AND BUG RATING:

Zone		Lumens	% Fixture	Zone Rating/Lumen Limit		
				B	U	G
FL	(0°-30°)	292.6	6.4			
FM	(30°-60°)	1696.5	36.9			
FH	(60°-80°)	1503.6	32.7			G1/1800
FVH	(80°-90°)	24.9	0.5			G1/100
BL	(0°-30°)	259.0	5.6	B1/500		
BM	(30°-60°)	490.5	10.7	B1/1000		
BH	(60°-80°)	293.0	6.4	B1/500		G1/500
BVH	(80°-90°)	33.0	0.7			G1/100
UL	(90°-100°)	0.0	0.0		U0/0	
UH	(100°-180°)	0.0	0.0		U0/0	

BUG Rating: B1-U0-G1

Type III Short





REPORT NUMBER: P401372

CATALOG NUMBER: ENT-SA1C-760-U-T3

CANDELA DISTRIBUTION (FULL):

	0°	5°	15°	25°	35°	45°	55°	58°	65°	75°	85°
0°	551.6	551.6	551.6	551.6	551.6	551.6	551.6	551.6	551.6	551.6	551.6
2.5°	538.1	538.1	540.0	540.7	541.9	543.2	544.5	545.1	547.1	549.6	550.9
5°	533.6	534.2	535.5	536.2	538.1	540.7	542.6	543.9	547.1	552.2	555.4
7.5°	543.9	545.8	546.4	547.1	547.7	549.6	549.6	550.3	553.5	558.6	563.1
10°	560.5	561.8	563.7	565.7	567.6	568.9	565.0	565.7	566.9	572.1	578.5
12.5°	581.7	581.7	582.3	584.9	586.8	590.7	586.8	586.8	586.8	591.3	599.0
15°	605.4	604.1	604.1	606.7	607.4	609.9	608.0	608.0	610.6	615.1	622.7
17.5°	632.4	634.3	632.4	631.1	629.2	630.4	631.7	633.0	638.1	645.2	649.7
20°	671.5	674.7	673.4	668.3	659.9	656.1	660.6	663.2	673.4	681.8	682.4
22.5°	733.7	731.8	729.9	720.9	704.2	693.9	694.6	698.4	714.5	727.3	720.9
25°	791.4	793.3	793.3	780.5	758.7	737.5	739.5	741.4	757.4	769.0	751.7
27.5°	861.3	860.0	859.4	842.1	815.8	795.3	784.4	789.5	801.0	805.5	772.2
30°	933.8	938.9	933.8	909.4	884.4	858.1	836.3	835.0	840.8	840.2	796.6
32.5°	1021.0	1016.5	1014.6	986.4	955.0	920.3	892.8	888.3	885.1	880.6	825.4
35°	1088.4	1094.1	1094.1	1069.8	1032.6	998.6	955.6	951.8	944.1	929.3	863.3
37.5°	1167.9	1166.6	1171.1	1142.9	1105.7	1073.0	1033.2	1022.3	1005.0	983.2	908.1
40°	1245.5	1248.7	1259.0	1225.0	1191.0	1165.3	1108.9	1089.0	1062.7	1042.8	973.6
42.5°	1351.3	1355.8	1359.7	1331.4	1291.0	1267.9	1180.7	1155.7	1141.0	1137.1	1060.1
45°	1479.6	1487.3	1490.5	1464.8	1441.7	1386.6	1271.1	1248.1	1232.0	1248.7	1178.2
47.5°	1602.7	1598.9	1613.6	1613.0	1615.5	1549.5	1401.3	1366.7	1351.3	1393.6	1313.5
50°	1672.0	1677.8	1709.8	1742.5	1788.1	1740.6	1552.1	1517.4	1499.5	1552.1	1472.5
52.5°	1707.9	1715.6	1758.6	1850.3	1947.1	1924.7	1733.6	1695.1	1679.7	1731.0	1643.1
55°	1711.1	1715.6	1773.3	1915.7	2068.3	2075.4	1940.7	1904.2	1883.0	1916.3	1829.1
57.5°	1657.9	1644.4	1743.8	1925.3	2145.9	2232.5	2168.4	2142.1	2082.4	2118.4	2060.0
60°	1563.0	1576.4	1673.9	1885.6	2178.7	2355.0	2396.7	2356.9	2287.7	2302.4	2308.8
62.5°	1419.3	1436.6	1537.9	1793.2	2152.4	2458.9	2607.7	2587.8	2494.8	2487.1	2498.7
65°	1214.7	1204.4	1317.3	1591.2	2027.9	2493.6	2814.9	2806.5	2695.6	2605.1	2609.6
67.5°	876.1	866.5	945.3	1228.2	1691.2	2364.6	2925.2	2943.8	2816.8	2657.1	2587.8
68°	795.3	781.8	860.7	1135.2	1604.6	2290.2	2919.4	2951.5	2825.8	2653.9	2560.9
70°	457.9	436.1	512.4	740.8	1181.4	1927.9	2801.4	2889.9	2804.6	2591.7	2384.5
72.5°	143.7	143.7	198.2	299.5	579.8	1219.8	2396.7	2547.4	2565.4	2355.7	1981.8
75°	89.8	89.8	103.3	141.7	230.9	517.6	1653.4	1883.0	2038.2	1983.0	1445.0
77.5°	60.9	59.6	68.6	87.9	128.9	166.1	829.9	1019.7	1246.8	1353.9	845.3
80°	33.3	34.0	42.3	52.6	73.1	77.0	243.7	344.4	549.0	643.3	320.7
82.5°	19.2	18.6	20.5	23.1	32.1	33.3	69.9	85.9	143.7	133.4	85.9
85°	0.0	0.6	0.6	0.6	1.3	3.2	9.0	13.5	21.8	30.1	21.2
87.5°	0.0	0.0	0.0	0.0	0.6	0.6	1.3	1.3	1.3	1.3	1.9
90°	0.0	0.0	0.0	0.0	0.0	0.0	0.0	0.0	0.0	0.0	0.0



REPORT NUMBER: P401372

CATALOG NUMBER: ENT-SA1C-760-U-T3

CANDELA DISTRIBUTION (continued):

	90°	95°	105°	115°	125°	135°	145°	155°	165°	175°	180°
0°	551.6	551.6	551.6	551.6	551.6	551.6	551.6	551.6	551.6	551.6	551.6
2.5°	552.2	554.1	557.3	559.9	561.2	559.9	564.4	563.7	565.0	565.0	566.3
5°	558.0	560.5	566.3	569.5	572.7	574.0	579.1	580.4	583.0	584.3	583.6
7.5°	566.3	569.5	576.6	582.3	586.8	590.0	598.4	602.2	606.1	607.4	608.6
10°	581.7	586.2	593.9	600.9	607.4	611.8	618.9	624.0	627.9	629.2	630.4
12.5°	602.2	607.4	617.0	626.6	633.6	636.2	635.6	634.3	634.3	633.6	634.3
15°	626.0	631.1	643.3	652.2	652.9	644.6	633.0	627.2	626.0	626.0	626.6
17.5°	653.5	659.9	667.6	672.8	660.6	640.1	626.6	620.8	619.5	618.9	617.6
20°	685.0	688.8	691.4	685.0	658.0	634.3	618.9	610.6	604.1	603.5	600.9
22.5°	718.3	717.0	713.8	690.7	651.0	620.8	599.7	584.3	575.9	575.3	572.7
25°	742.7	737.5	727.9	692.0	638.1	599.0	568.9	544.5	533.6	528.5	529.8
27.5°	758.7	747.8	731.1	685.6	615.7	565.7	523.3	491.3	475.2	472.7	474.6
30°	778.0	760.6	733.7	669.6	583.6	518.8	463.7	431.6	422.6	418.2	419.4
32.5°	801.0	778.6	742.0	645.2	543.2	464.3	404.7	382.2	372.0	363.6	366.2
35°	831.2	803.0	755.5	610.6	491.9	406.6	362.4	341.8	323.2	314.3	314.9
37.5°	866.5	834.4	767.0	570.2	436.1	363.0	325.8	301.4	278.3	261.0	257.8
40°	922.9	896.6	776.7	525.3	382.9	327.1	289.9	262.3	240.5	223.2	221.3
42.5°	1017.2	971.6	777.3	471.4	337.3	296.3	260.4	230.2	205.9	191.1	190.5
45°	1128.1	1057.6	763.8	413.7	297.6	265.5	234.1	200.1	186.0	176.4	175.1
47.5°	1259.6	1156.3	734.3	359.8	263.6	235.4	207.2	186.6	176.4	169.3	169.3
50°	1409.7	1272.4	704.8	313.6	230.9	211.0	191.8	180.9	173.2	166.7	166.1
52.5°	1579.0	1409.7	695.2	266.8	203.9	188.6	186.6	176.4	170.0	165.5	164.2
55°	1781.0	1563.6	704.2	230.2	182.8	179.6	183.4	175.1	170.6	163.5	161.6
57.5°	2014.5	1713.7	694.6	199.5	168.0	171.2	179.6	175.1	171.2	162.3	159.7
60°	2234.4	1847.7	629.2	173.8	153.9	161.0	174.4	169.3	163.5	161.6	160.3
62.5°	2352.5	1891.3	501.5	153.9	143.0	150.7	166.1	159.7	155.8	160.3	161.0
65°	2353.7	1841.9	368.8	139.2	134.0	141.7	157.8	155.8	158.4	168.7	170.6
67.5°	2222.9	1691.9	260.4	125.7	125.1	134.7	161.6	174.4	176.4	186.6	186.6
68°	2178.0	1654.7	241.8	123.8	123.1	134.7	164.8	177.7	178.9	188.6	187.9
70°	1931.7	1398.8	175.1	116.1	119.9	144.3	182.1	186.6	178.9	189.8	189.2
72.5°	1509.7	1034.5	130.8	107.7	114.2	142.4	183.4	178.9	167.4	170.0	166.7
75°	1020.4	659.3	107.7	98.8	101.3	120.6	166.7	168.7	155.2	152.6	148.8
77.5°	534.2	309.1	87.2	87.9	90.4	104.5	148.8	153.3	141.1	133.4	132.1
80°	196.9	122.5	71.2	77.6	78.9	91.7	127.6	134.7	123.1	117.4	116.1
82.5°	71.8	60.9	59.0	68.0	66.7	78.2	111.6	116.7	104.5	98.8	95.6
85°	19.9	22.4	37.2	53.2	51.9	60.9	89.8	94.3	84.0	69.3	67.3
87.5°	1.3	4.5	14.8	31.4	32.7	37.8	64.8	71.2	62.2	51.3	50.7
90°	0.0	0.0	0.0	0.0	0.0	0.0	0.0	0.0	0.0	0.0	0.0

(END OF REPORT)